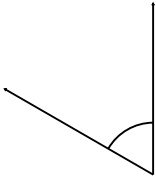


# Measure and classify angles

## Grade 5 Geometry Worksheet

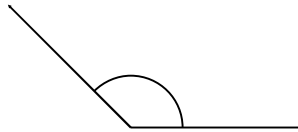
Measure the angle with a protractor.  
Is it acute, obtuse or a right angle?

1)



\_\_\_\_\_

2)



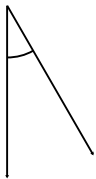
\_\_\_\_\_

3)



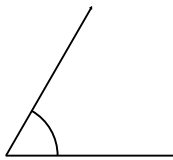
\_\_\_\_\_

4)



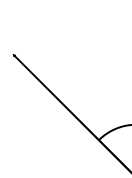
\_\_\_\_\_

5)



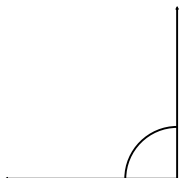
\_\_\_\_\_

6)



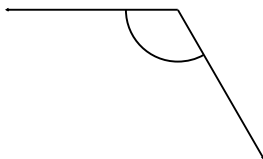
\_\_\_\_\_

7)




\_\_\_\_\_

8)



\_\_\_\_\_

9)



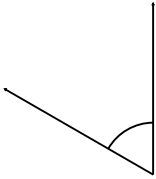
\_\_\_\_\_

## Measure and classify angles

### Grade 5 Geometry Worksheet

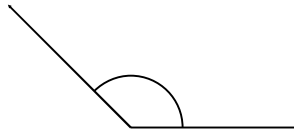
Measure the angle with a protractor.  
Is it acute, obtuse or a right angle?

1)



60° Acute

2)



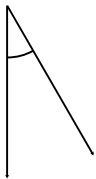
135° Obtuse

3)



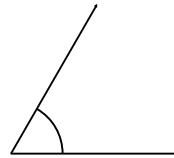
165° Obtuse

4)



30° Acute

5)



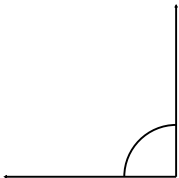
60° Acute

6)



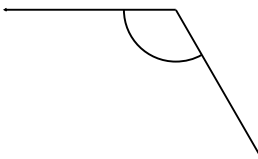
45° Acute

7)



90° Right

8)



120° Obtuse

9)



15° Acute